

# Passenger ship designs

---

## Brevik PAX98m

---

<i>Length (LPP):</i>	<i>Breadth:</i>	<i>Draft:</i>	<i>Installed power</i>	<i>Service speed</i>	<i>Capacity:</i>
89,7m	17,00m	4,25m	2x1920kW	15kn	300-1200 Passengers dependent on configuration

---

*Description:*



A generic passenger vessel which can be customized to owner's requirements. Four options are presently available. The ship is based on the Brevik Pax400 hull and is suitable for short international trade. Two ships are presently in operation: MV Corals and MV Lagoons

---


## Brevik Steelcat

---

<i>Length (LPP):</i>	<i>Breadth:</i>	<i>Draft:</i>	<i>Installed power</i>	<i>Service speed</i>	<i>Capacity:</i>
115m	22m	3,35m	2x17000kW	28,5	Approximately 1255 t pay-load

---

*Description:*




The vessel can be delivered in two configurations RoRo or RoPAX carrier. The ship is powered by two gas turbine engines each connected to twin water jets and has a range of approximately 250 nautical miles.

---

# Passenger ship designs

## Brevik CF 300

Length (LPP):	Breadth:	Draft:	Installed power	Service speed	Capacity:
110	20,6m	4,8m	2x8000kW	22kn	1000 passengers, 300 cars/50 trucks




### Description:

Combined car and passenger ferry for day and overnight transits. Typically 6-10 h passages.

## Brevik CF 200

Length (LPP):	Breadth:	Draft:	Installed power	Service speed	Capacity:
99,9m	16,8m	3,8m	2x5000kW	22kn	1000 passengers, 200 cars/28 trucks + 90 cars.




### Description:

Combined car and passenger ferry without sleeping accommodation in cabins.

## Brevik CF 160

Length (LPP):	Breadth:	Draft:	Installed power	Service speed	Capacity:
85,5m	16,8m	3,4m	2x2600kW	16,5kn	750 passengers, 160 cars/18 trucks+93 cars



### Description:

Combined car and passenger ferry without sleeping accommodation in cabins.


# Passenger ship designs

## Brevik CF 140

---

<i>Length (LPP):</i>	<i>Breadth:</i>	<i>Draft:</i>	<i>Installed power</i>	<i>Service speed</i>	<i>Capacity:</i>
75,9m	16,8m	3,4m	2x2600kW	18kn	750 passengers, 140 cars/18 trucks + 61 cars

---



*Description:*

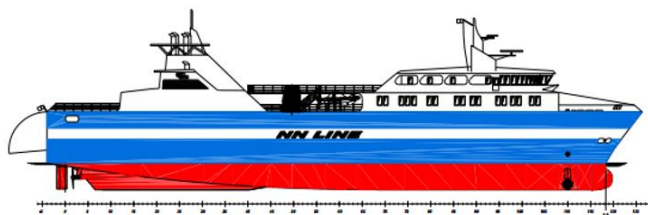
Combined car and passenger ferry without sleeping accommodation in cabins.

## Brevik CF 100

---

<i>Length (LPP):</i>	<i>Breadth:</i>	<i>Draft:</i>	<i>Installed power</i>	<i>Service speed</i>	<i>Capacity:</i>
70,9m	15m	3,4m	2x1600kW	16,5	600 passengers 100 cars/15 Trucks +26 cars

---



*Description:*

Combined car and passenger ferry without sleeping accommodation in cabins.